

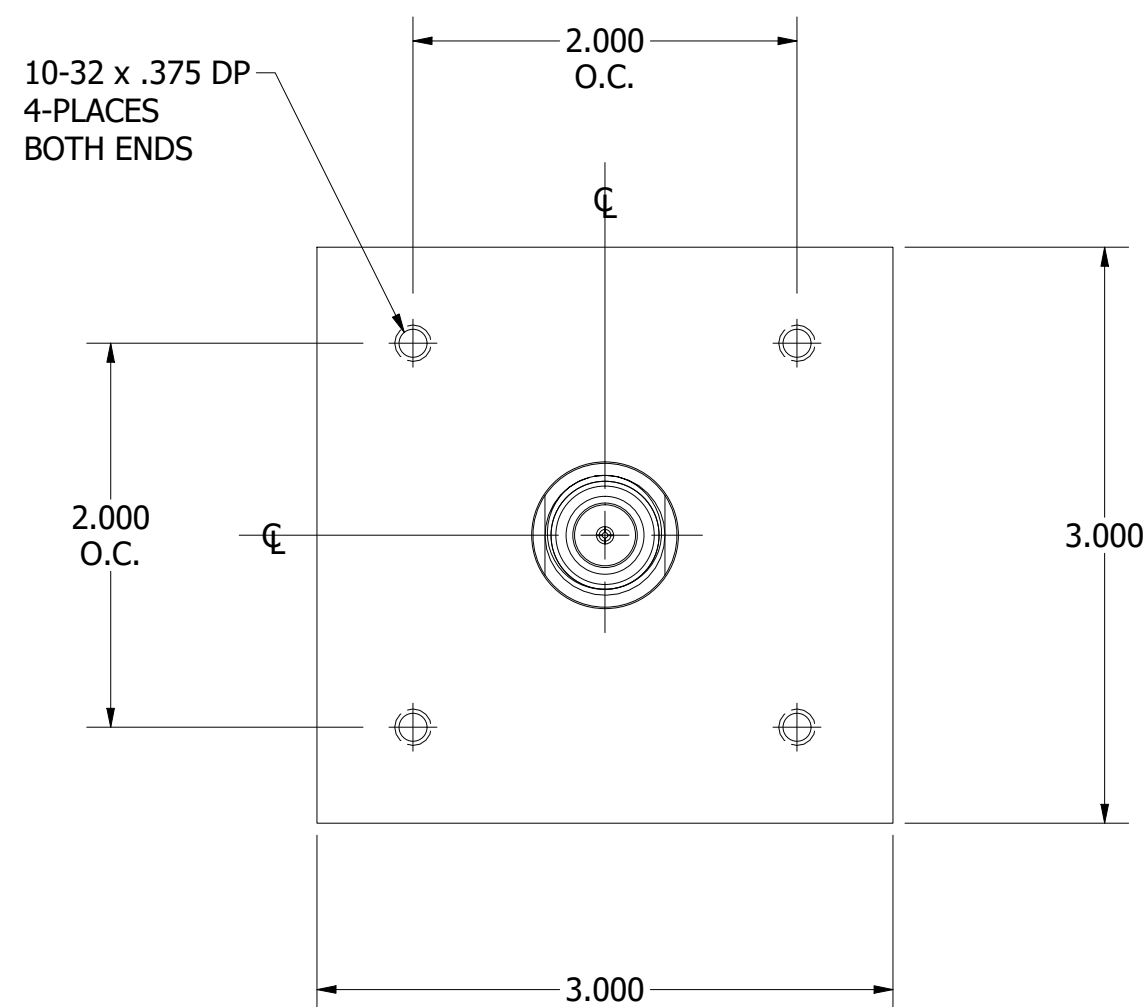


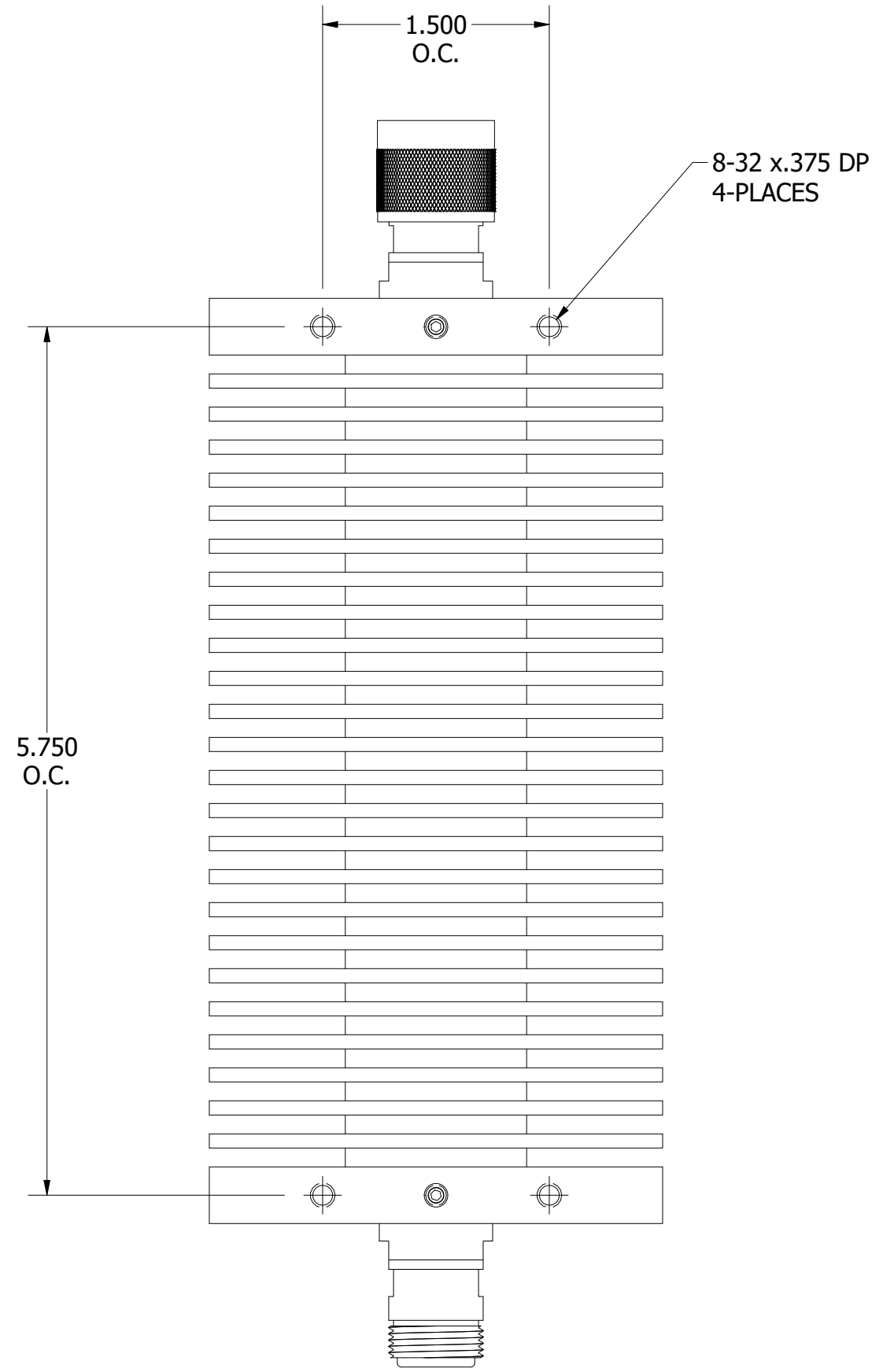
**SPECIFICATION SHEET**

**JFW MODEL 50FH-XXX-100-3  
100 WATT FIXED ATTENUATOR**

JFW Industries, Inc.  
Phone: 317-887-1340  
sales@jfwindustries.com  
www.jfwindustries.com

Frequency Range	DC-3000 MHz
Impedance	50 Ohms nominal
Attenuation Values	1 thru 50 dB (any 1 dB increment)
VSWR	1.4:1 maximum
Attenuation Accuracy	± 0.5
RF Input Power	100 Watts average @ 25°C Derate to 50 Watts @ 85°C
Peak Power	1000 Watts (1 microsecond)
RF Connector	BNC, N, TNC, SMA, 4.1-9.5, 4.3-10.0 or 7/16
Operating Temperature Range	-55°C to +100°C
Physical Size	See outline drawing 092-136

ECR/ECN #	DATE	REV	APPR / DATE	ECR/ECN #	DATE	REV	APPR / DATE
782	07/30/1997	A		4398	12/23/2003	E	CLV 12/23/2003
2095	04/14/1999	B		9999	07/02/2003	C	TRS 07/02/2003
4327	08/07/2003	D	CLV 08/07/2003	26007	12/14/2015	F	CLK 12/14/2015



CONNECTOR	DIM. A ±.03
SMA MALE	.78
SMA FEMALE	.74
BNC MALE	1.02
BNC FEMALE	.82
TNC MALE	1.02
TNC FEMALE	.82
N MALE	1.18
N FEMALE	.95
7/16 MALE	2.03
7/16 FEMALE	1.95
4.1/9.5 MALE	1.18
4.1/9.5 FEMALE	1.18
4.3/10 MALE	1.28
4.3/10 FEMALE	1.24

REV	ECN	DATE	BY	APPR	REV	ECN	DATE	BY	APPR
-	ISSUED	3-17-82	MR	FDW	P	24444	9-5-19	GM	JZ
A	1950	3-4-88	PT	FDW					
B	2499	5-5-89	TEZ	FDW					
C	2620	8-28-89	PT	FDW					
D	3248	4-11-91	TEZ	FDW					
E	3295	5-22-91	TEZ	FDW					
F	3387	9-9-91	PT	FDW					
G	3740	9-15-92	TEZ	FDW					
H	5150	11-20-96	JES	FDW					
J	6989	1-24-02	CMB	TEZ					
K	7547	9-2-03	TEZ	TEZ					
L	15862	5-9-08	BZ	TEZ					
M	21665	6-20-12	JZ	TEZ					
N	26009	12-15-15	JZ	TEZ					

\* INSERT NOMINAL ATTEN. VALUE i.e. 030 = 30 dB

**JFW INDUSTRIES, INC.**  
www.jfwindustries.com PH: 317-887-1340

MATERIAL ALUMINUM ALLOY PROPRIETARY INFORMATION

FINISH BLACK ANODIZE ALL SURFACES ARE TO BE FREE OF BURRS, PITS & SCRATCHES

MODEL XXFH-XXX-100 SCALE FULL TOLERANCES .XX±.010 .XXX±.005 XX\*±.5"

DESCRIPTION 100 WATT FIXED ATTENUATOR DWG # 092-136