

**SPECIFICATION SHEET**

**JFW MODEL 75PA-053**

**PROGRAMMABLE ATTENUATOR ASSEMBLY**

JFW Industries, Inc.  
Phone: 317-887-1340  
sales@jfwindustries.com  
www.jfwindustries.com

Frequency Range	450-2150 MHz
Configuration	Two individually controlled solid-state programmable attenuators
Enclosure Type	19 inch rack mount @ 2RU high
Impedance	75 Ohms nominal
Attenuation Range	0-127 dB in 1 dB steps
Startup/Default States (configurable)	Maximum attenuation (see ATTEN STARTUP command) DHCP enabled (see NET command) 4 Ethernet users (see NET USERS command) Prompts off (see PROMPT command)
VSWR	1.8:1 maximum
Attenuation Accuracy (guaranteed monotonic)	1, 2, 4, 8 dB ± 0.4 dB 16, 32, 64 dB ± 3%
Insertion Loss	4.7 dB maximum
RF Input Power	+20 dBm average +30 dBm (no damage)
Switching Speed	2 microseconds typical (after command is received and processed) (3 milliseconds typical processing time)
AC Supply	100-240 VAC @ 47-63 Hz 2 Amp 5x20mm "Slo-Blo" AC fuse Littelfuse#215-002, JFW#025-021
Manual Control	20-Button Keypad and LCD display (IP Address configurable via keypad) (Net mask configurable via keypad) (Gateway configurable via keypad) (Baud rate configurable via keypad)
Remote Control	Ethernet (DHCP, TCP/IP, 10/100, up to 12 users) RS-232 (up to 115200 Baud)

**--CONTINUED--**

**SPECIFICATION SHEET**

**JFW MODEL 75PA-053**

**PROGRAMMABLE ATTENUATOR ASSEMBLY**

JFW Industries, Inc.  
Phone: 317-887-1340  
sales@jfwindustries.com  
www.jfwindustries.com

Remote Commands

Attenuator Control Commands:

Atten, Set Attenuator, Read Attenuator, Set All Attenuators, Read All Attenuators, Read All Extended, Fade Attenuator, Variable Attenuator Handover, Block, Set Block, Read Block, Read All Blocks, Fade Block, Variable Block Handover

System Commands:

Help, Identification, Store, Recall, Pause, Net, Serial, Close, Disconnect, MOTD, Date, Message, Restrict, IDENT, Name, Show Users, Reboot, Uptime, Prompt

RF Connector

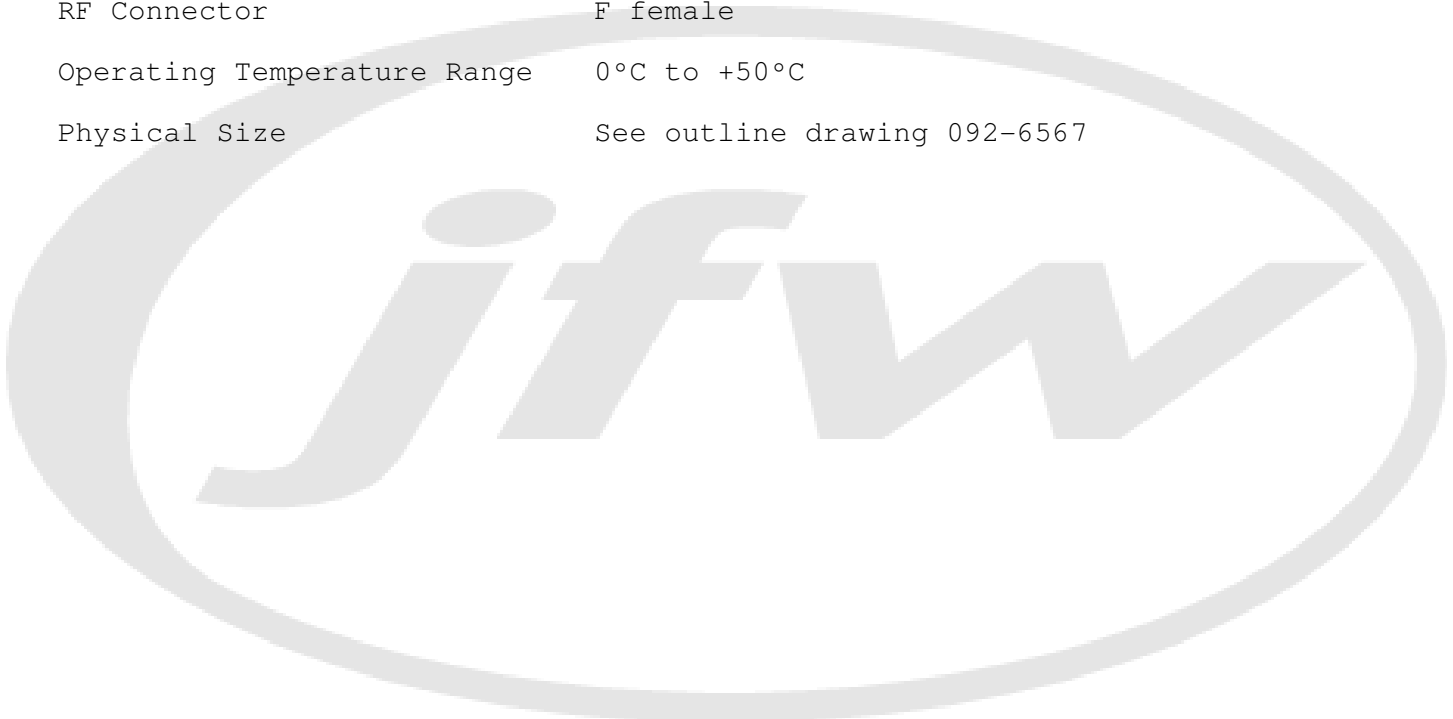
F female

Operating Temperature Range

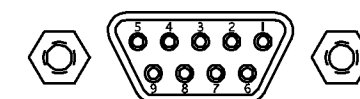
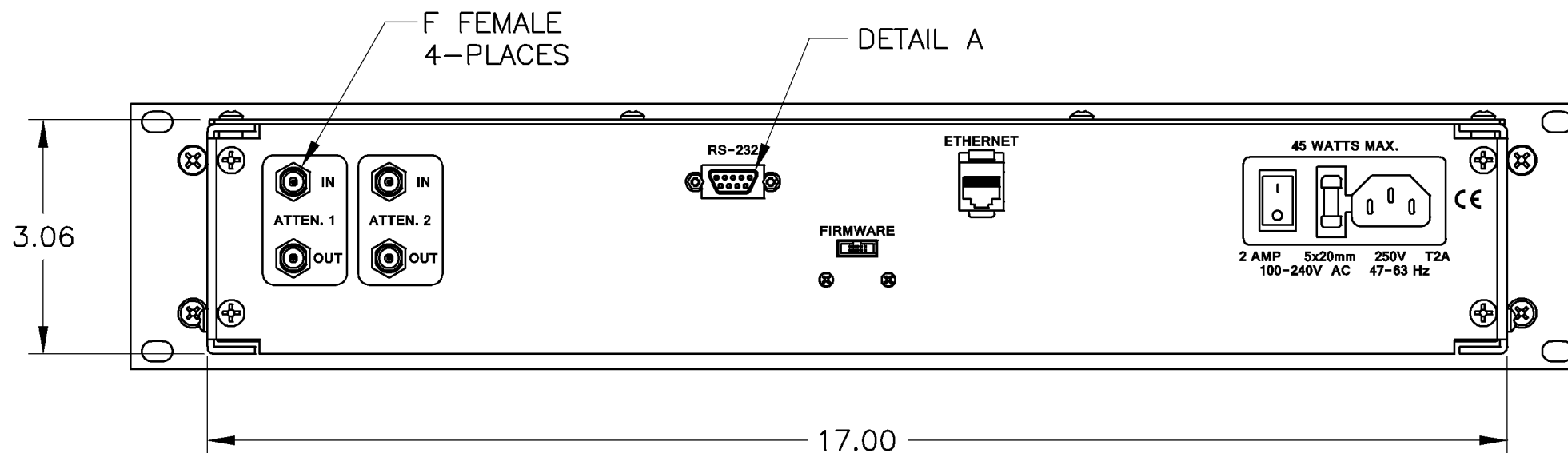
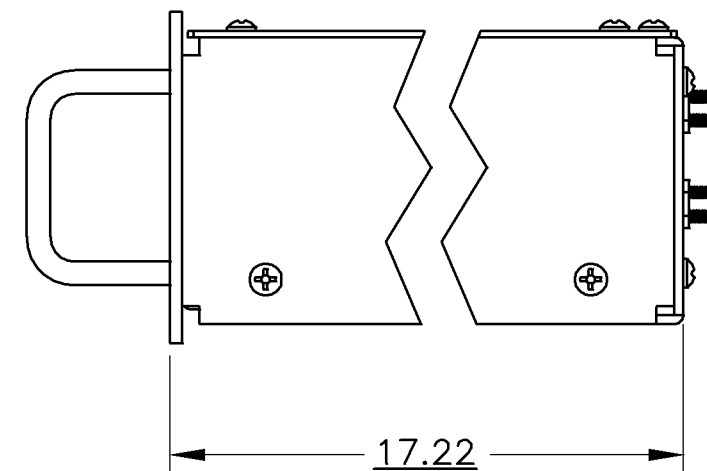
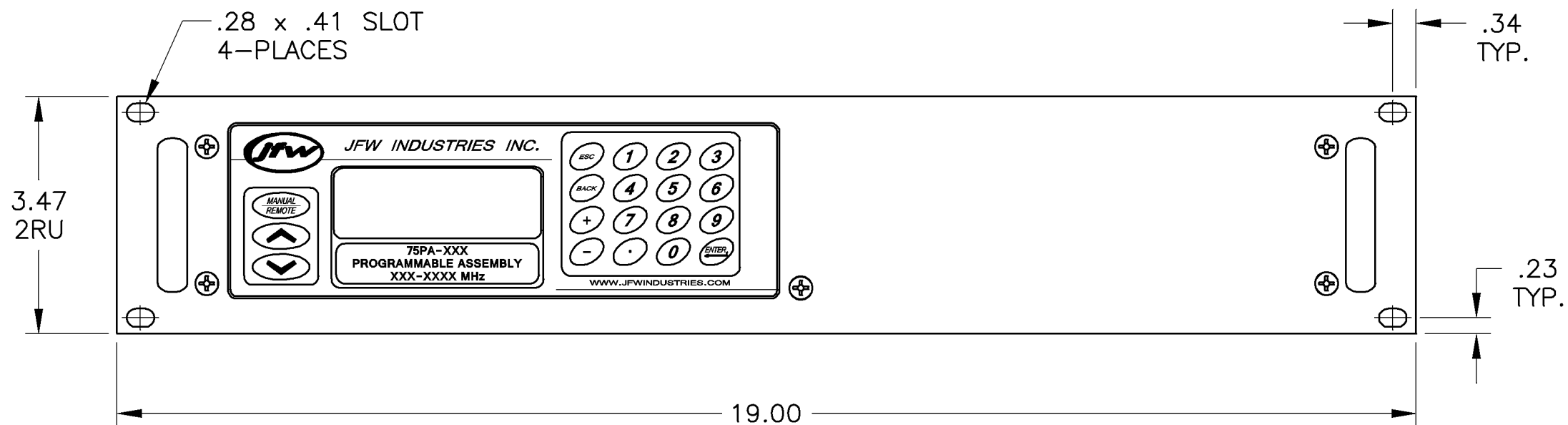
0°C to +50°C

Physical Size

See outline drawing 092-6567



ECR/ECN #	DATE	REV	APPR / DATE	ECR/ECN #	DATE	REV	APPR / DATE
	07/07/2010		CLK 07/07/2010				
22216	12/04/2012	A	CLK 12/04/2012				
24239	07/03/2016	B	TRS 07/03/2014				



DETAIL A  
DE-9S

PIN	FUNCTION
1	CHASSIS GROUND
2	RECEIVED DATA
3	TRANSMITTED DATA
4	NO CONNECTION
5	SIGNAL GROUND
6	NO CONNECTION
7	RTS
8	CTS
9	NO CONNECTION

REAR VIEW

REV	ECN	DATE	BY	APPR
-	ISSUED	6-21-10	BZ	TEZ
A	20198	6-9-11	TEZ	TEZ
B	24240	6-16-14	JZ	TEZ
C	24846	1-22-15	JZ	BZ
D	27610	1-16-20	GM	JZ



**JFW INDUSTRIES, INC.**

www.jfwindustries.com

PH: 317-887-1340

MATERIAL	ALUMINUM ALLOY	PROPRIETARY INFORMATION
FINISH	CHEMFILM TCP / FRONT: BLACK	ALL SURFACES ARE TO BE FREE OF BURRS, PITS, & SCRATCHES
MODEL	75PA-XXX	TOLERANCES .XX±.010 .XXX±.005 .XX±.5
DESCRIPTION	PROGRAMMABLE ASSEMBLY	DWG # 092-6567